

Professional Series

Key Features:

- ▶ JBL 2414H-C 1" polymer diaphragm compression driver for crystal clear vocal reproduction
- ▶ JBL designed low frequency transducer brings higher power handling and stronger bass energy
- ▶ A precision-engineered passive network critically eliminates band overlap and reveals each note detail
- ▶ 100° × 70° (H × V) horn for balanced coverage
- ▶ Rugged enclosure made from premium quality MDF
- ▶ Multiple high-strength suspension hardware for suspension installation
- ▶ Speaker pole receptacle for using with a tri-pod or subwoofer system
- ▶ High-strength edgy front grille protects the internal components from foreign objects or drink splash
- ▶ JBL Logo powered by PSL technology



Applications:

- ▶ For entertainment businesses, e.g. high-end KTV chain stores, clubs, etc.

XS15 is a vented 15-inch full-range speaker system designed by JBL Entertainment to satisfy the demand for powerful bass punch and pristine vocal at high-class KTV chain stores or clubs.

For the high notes, XS15 uses a patent JBL 2414H-C 1" polymer diaphragm compression driver not only for its crystal clear high and mid vocal but also its contribution to reliability of the entire system. For the bass part, JBL engineered a new high-efficiency transducer capable of handling high power and reproducing more low frequency energy than its peers. A precision-engineered passive network critically eliminates band overlap and does a great job bringing each sound detail into full play. Balanced coverage across the KTV room is guaranteed by a 100° × 70° (H × V) horn, whenever the speaker is positioned in landscape or portrait mode.

XS15 houses all the acoustical components in a rugged enclosure made from premium quality MDF. Layout of components and transducers is an outcome of rounds of meticulous computing and simulation in order to achieve better frequency response in a more compact cabinet. Multiple high-strength suspension hardware and one speaker pole receptacle are provided to meet different installation requirements. The edgy front grille is machined from 16-gauge steel, for protection of internal components from foreign objects and drink splash. Just like else JBL entertainment product lines, XS15 also comes with a JBL Entertainment signature – the illuminating logo powered by JBL PSL (Passive Sound Lighting) technology, which will be constantly on when the singer keeps singing to his/her mic.

Specifications:

System:

System Type:	15", 2-way, bass-reflex
Frequency Range (-10 dB) ¹ :	45 Hz - 20 kHz
Frequency Response (±3dB) ¹ :	75 Hz - 18 kHz
System Sensitivity (1w@1m) ¹ :	98 dB
Nominal Impedance:	8 Ω
Maximum SPL ² :	123 dB (129 dB peak)
Power Rating ³ :	350 W / 700 W / 1400 W (continuous / program / peak)
Coverage Pattern:	100° × 70° (H × V)

Transducer:

HF Driver:	1 × JBL 2414H-C
LF Driver:	1 × 15" woofer

Physical:

Enclosure:	Trapezoid, 15 mm, MDF
Suspension Attachment:	13 points, M10 threaded hardware; 35mm OmniMount pole mount socket
Finish:	Textured paint, black
Grille:	Powder coated, 1.5 mm perforated steel
Input Connector:	1 × Neutrik Speakon® NL4MP
Dimensions (H × W × D):	680 mm × 407 mm × 449 mm (26.8 in × 16.0 in × 17.7 in)
Net Weight:	24.9 kg (54.9 lbs)

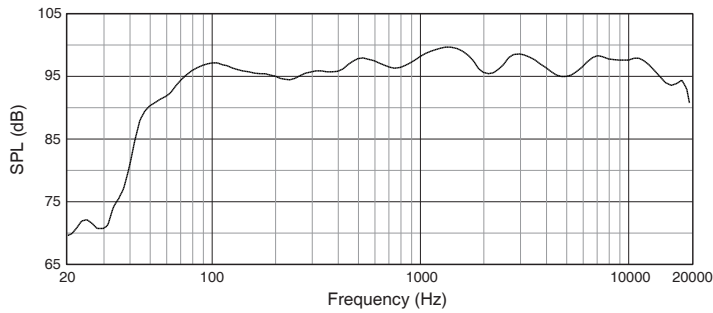
¹ Full space (4π) conditions

² Calculated maximum SPL based on rated power handling.

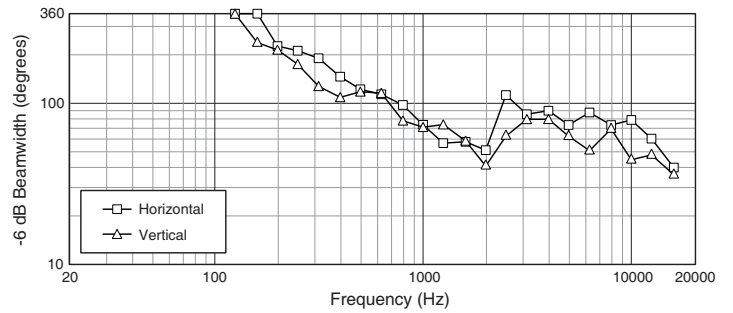
³ IEC standard, pink noise with 6 dB crest factor for 2 hours

► XS15 15 Inch 2-Way Speaker System

Frequency Response:

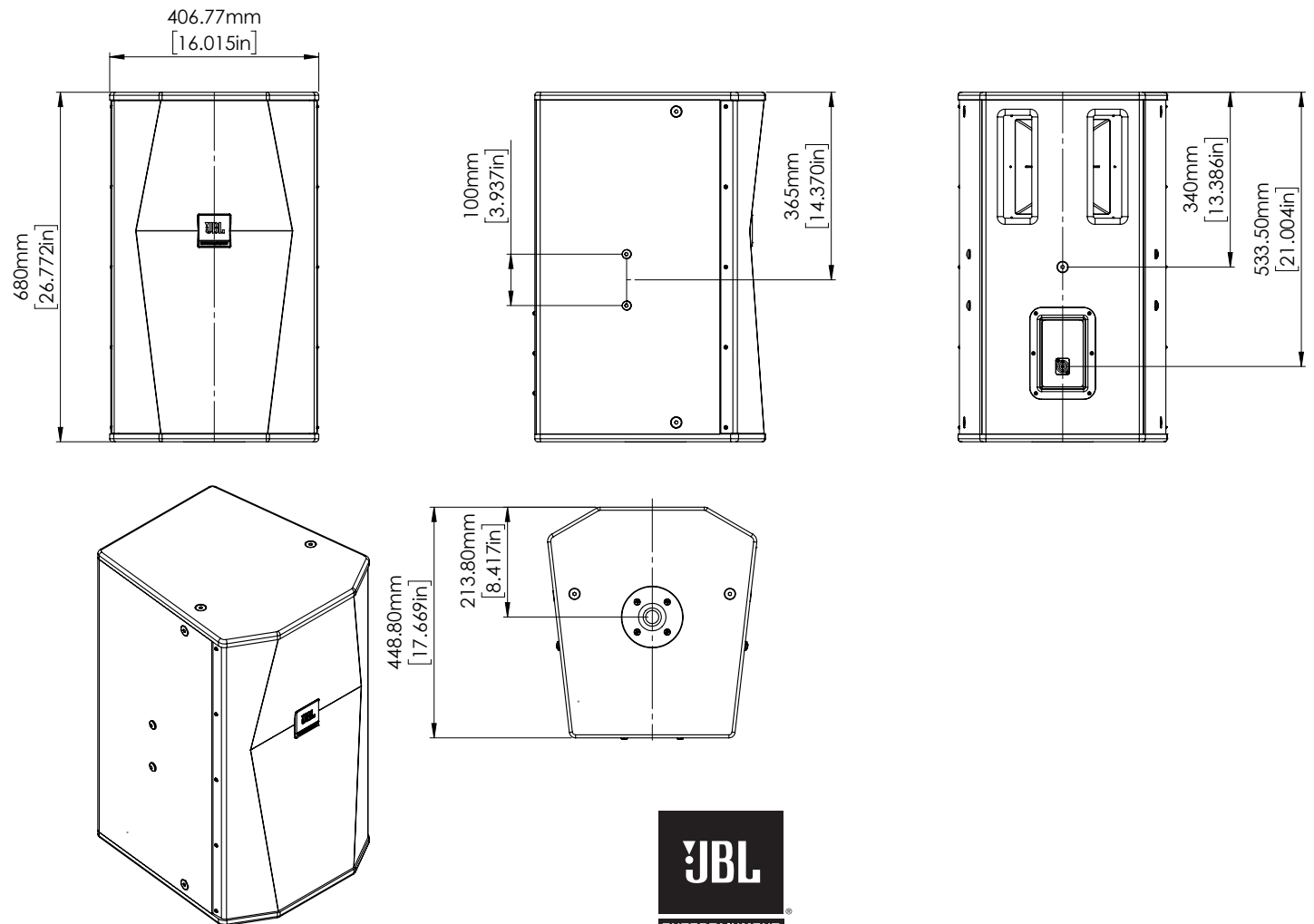


Beamwidth:



Dimensions:

Dimensions in mm (inch)



JBL Professional
8500 Balboa Boulevard, P.O. Box 2200
Northridge, California 91329 U.S.A.

© Copyright 2018 JBL Professional
www.jblpro.com

SS XS15

SZ

06/09/18